



you can
WANHAO



WANHAO **BOXMAN-1** CATALOGUE DRAFT


- HIGH EFFICIENCY 100% OUTPUT AND CONSUME
- IT CAN LIGHT INSTANTLY AND NO NEED TO PREHEAT TO ACHIEVE 100% POWER UV OUTPUT IMMEDIATELY



WANHAO BOXMAN-1

Technical Specifications

Brand Name	WANHAO UV led curing box
Light source	UV
Power(W)	200W
Voltage	24V
Net Weight	14.5KG
Wavelength	405nm
Dimension(L*W*H)	43*30*35cm
Emitting Area(L*W*H)	32*20*20cm
Touch LCD screen(L*W)	57.6*43.2mm
Fan size (L*W*H)	85*85*10mm
Certification	CE,FCC
Usage	Curing print model
Perspective screen (L*W)	15*6cm
Bulb warranty	2000hours
Typical application	<ul style="list-style-type: none">•A perfect printer for educators who intend to use the printers in technical education.•Great printer for DIY hobbyist.





WANHAO BOXMAN-1

The UV device outputs steady, focused and consistent UV lights to cure the printouts printed with photopolymer resins in a short period. The post curing process increases the hardness and durability of the printed products.




OVER ALL VIEW



- 1、 Perspective screen
- 2、 High power water-cooled fan*4
- 3、 LCD touch screen
- 4、 Curing plate
- 5、 Power Socket
- 6、 Power switch
- 7、 Vent



HOW TO USE IT



WANHAO UV CHAMBER

05:00:58



1

You can either click START directly to create your treatment, or you can click SET to SET the time you need.

WANHAO UV CHAMBER

05:00:00



2

Click the up and down buttons to adjust your time, and click the HOME button to return to the previous step

WANHAO UV CHAMBER

05:00:50



3

Click play to start curing

WANHAO UV CHAMBER

05:00:55



4


Click pause to pause the curing

WNAHAO CURING BOX

Expediting curing for Jewelry, print model and hobbyist.



WANHAO curing box, with LCD touch screen, and door. It can protect the user from ultraviolet radiation during the curing process. Yellow perspective screen can protect users' eyes while looking at the model.(Please do not watch it for a long time).The inner wall structure of the curing box and the optimized reflector can ensure cure effect. The curing box is equipped with four fans, which makes the system work in a good heat dissipation environment and increases the system stability.



WATER COOLING SYSTEM

Work in a good heat dissipation environment



ACCESS TO THE HIGH QUALITY OF CURE MODEL DISPLAY PREFERRED.




ENSURE CURE EFFECT

REFLECTIVE INNER WALL AND EMITTING AREA UP TO 32*20*20CM



LCD TOUCH SCREEN

EASY TO OPERATION




Safety Guidelines

- Read and follow all instructions.
- Follow all safety rules in this section and heed all cautions and warnings in this guide.
- Do not attempt to open the chamber door while a part job is running.
- Do not use any material without first reviewing its Material Safety Data Sheet (MSDS).
- Dress power and communication cables at the back of the ProCure UV Chamber to prevent tripping.
- Do not attempt to access, service, or adjust the internal machine components.
- Do not use this equipment in a manner that is not specified by the manufacturer

Resin Safety

- Do not use any resins without reviewing the Material Safety Data Sheets (MSDS).
- Wearing contact lenses when working with resins is not recommended.
- Always wear chemical-resistant gloves whenever handling partially cured parts. Recommended gloves are 100% Nitrile. Do not wear latex gloves.
- Always work in a well ventilated area when using resins. Avoid breathing vapors.
- Avoid getting resin on your skin. If you get resin on your skin, first rinse all of the resin off the area with cold water only. After thoroughly rinsing your skin, wash the area with soap and COLD water. DO NOT USE HOT WATER OR SOLVENTS to clean your skin as it will result in absorption through the skin.



WANHAO